



Dogs Park & Dogs Gym
Equipment Design & Products Mfr.

(KAPSPETS) TM **AAA**



Agility Training Equipment | Obedience Classes | Service Dog Foundations


www.kapspetsaaa.com

8080680805 / 9619616600



Since from 2018 to 2026 completed 25 projects Pan India.

1. Greater Hyderabad Municipal Corporation (GHMC), Hyderabad - 2018
2. Gachibowli - Greater Hyderabad Municipal Corporation (GHMC), Hyderabad - 2025
3. Amdavad Municipal Corporation - sponsorship program by UNM Foundation (Torrent Group) - Parimal Garden - Ahmedabad
4. Amdavad Municipal Corporation (Bopal) - sponsorship program by ELECTROTHERM (INDIA) LTD. - AMC Garden - Ahmedabad
5. Navi Mumbai Municipal Corporation (NMMC)
6. BMC Park (Brihanmumbai Municipal Corporation) - Prabha devi
7. KEYSTONE REALTORS PVT LTD (Formerly known as RCPL) - Rustomjee Seasons (BKC Mumbai)
8. ALCOVE DEVELOPERS LLP - Kolkata - Serampore, Hooghly
9. Aparna Infra Housing Private Limited - Hyderabad (Sarovar Zenith) - AIHPL
10. K. Raheja Pvt. Ltd. - OUTDOOR DOGS PARK, Worli Site - Mumbai
11. K. Raheja Pvt. Ltd. - ARTESIA TOWER INDOOR DOGS PARK, Worli - Mumbai
12. K Raheja Corp Real Estate Pvt Ltd - KRCR-GD PIRANGUT TALUKA MULSHI, PUNE
13. The Doggers Park (Vadodara), Shrihari
14. Lodha Group - Worli Site (Lodha Heavens), Mumbai
15. Lodha Group - INFRA LAKEFRONT - PALAVA II, Thane Dist.
16. Lodha Group - Anjur site, Near Madhusudhan compound, Anjur gaon, Anjur Mankoli Road, Bhiwandi, Thane.
17. KALPATARU RADIANCE - GOREGAON (W) - Mumbai
18. KALPATARU PARAMOUNT - THANE - Mumbai
19. HOABL Impactum Land Pvt Ltd (formerly Known as - Lodha Impactum Land & Development Pvt Ltd) - Pimploli, Neral, Tal Karjat,
20. Alibagh - Inner Circle
21. Sport Facilities Co Pvt Ltd. - Bhandup West - Mumbai
22. MODREN SPACES - SY. NO. 39 & 40/2, Kada Agrahara Village, Sarjapur Main Road, Sompura Gate, Bangalore.
23. HADP ARBORETUM, Fern Hill Palace Road, Ooty (AARON BUILDERS)
24. Courtyard Real Estate Private Limited - Thane (W)
25. Amdavad Municipal Corporation (Vastrapur Lake) - sponsorship program by ELECTROTHERM (INDIA) LTD. - AMC Garden - Ahmedabad





Kapspets AAA is thrilled to introduce a revolutionary concept to India: Dog Parks and Dog Gyms!

As pet ownership, particularly dogs, continues to surge in India, we recognize the growing need for dedicated spaces for canine exercise, socialization, and stimulation. Inspired by this trend, Kapspets AAA is proud to offer a one-of-a-kind solution for communities and businesses.

The Rise of the Pampered Pup

Reports using reliable sources (Euromonitor, government data, research papers, industry reports showcase the booming pet market in India, with dog ownership at the forefront. Property Management Insider further highlights the increasing demand for pet-friendly amenities, especially dog parks, within residential and commercial spaces. Millennials, a significant demographic, are actively seeking such features and prioritize them when making housing decisions.

Kapspets AAA: Your Dog Park & Dog Gym Partner

Kapspets AAA offers a comprehensive solution for building dog parks and dog gyms tailored to your specific needs. We provide a wide range of equipment, catering to various park sizes:

Small Areas (5-7 Play Equipments): Ideal for tight spaces, offering essential elements for canine fun.

Medium Areas (8-10 Play Equipments): Provides more options for exercise and socialization.

Large Areas (11-13 Play Equipments): Creates a comprehensive dog park experience with the most diverse equipment selection.

By incorporating a dog park or dog gym, you'll cater to a growing market segment, provide a valuable amenity for dog owners, and enhance the overall appeal of your property. This translates to increased resident satisfaction, potential revenue generation through user fees, and a strong competitive edge.

Kapspets AAA is committed to shaping the future of pet care in India. We invite you to partner with us in creating vibrant, healthy spaces for dogs and their human companions. Let's transform the way our furry friends experience life in India!






THE RISE OF INDIA'S PET DOG SECTOR: A BUSINESS PROFILE

Analysis of Population, Market, and Consumer Trends

INDIA PET DOG POPULATION GROWTH (2018-2028)



DRIVERS OF GROWTH



URBANIZATION



NUCLEAR FAMILIES



PET OWNERSHIP & URBAN LIVING DEMAND DEDICATED SPACES.

SOURCES: Min. of Fisheries, Animal Husbandry & Dairying (DAHD), AWBI, Euromonitor International, Statista, Markets and Data
All data are estimates based on recent surveys and research





INDIA PET DOGS PARK & AMENITIES MARKET: OPPORTUNITY & IMPACT ANALYSIS (2024-2030E)

DEMAND DRIVERS



MARKET OPPORTUNITY PODS



IMPACT & ROI



PET AMENITY MARKET IS A HIGH-GROWTH, DIFFERENTIATION-DRIVEN OPPORTUNITY FOR MODERN PROJECTS.

DOGS
PARK



WAGS & PETS AAA

DOG
GARDEN

THE FIVE PRIMARY REASONS FOR PET DOG OWNERSHIP IN INDIA – A COLLECTION



COMPANIONSHIP
- 59%



FAMILY MEMBER /
PARENTING - 31%



SECURITY /
WATCHDOG
- 7%



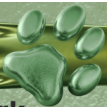
PASSION /
BREED ENTHUSIAST
- 3%



GIFTED
OTHERS - <1%

Sources: IJMRSET (2024), PMC (2024), TGM Research (2025).





KAPS DOG PARK 1000



Dog Park Play Area Products

BRIDGE CLIMB
HILL CLIMB



TRAINING PLATFORM



DOGGIE CRAWL



LEASH POST



DOG WASTE STATION



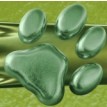
DRINKING WATER STAND



DOG IMAGES ON WALL FENCING



PARK BOUNDARY APPROX 1000 SQ.FT.



KAPS DOG PARK 1000



KAPSPETS AAA

Dog Park Play Area Products -

PARK BOUNDRY APPROX. 2500 SQ.FT.

Dog
CrawlTunnel



Jump
Hurdles



Teeter
Totter



Bridge
Climb



Hill
Climb



Training
Platform



Stepping
Paws



Tunnel
House



Dog Images
On Wall
Fencing



Leash
Post

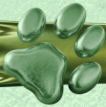


Drinking
Station



Dog Waste
Station





KAPS DOG PARK 1000



PARK BOUNDRY APPROX. 4000 SQ. FT.



KAPSPETS AAA

Dog Park Play Area Products -

Dog Walk



Dog Crawl Tunnel



Jump Hurdles



Teeter Totter



Bridge Climb



Hill Climb



Training Platform



Stepping Paws



Balance Beam



Dog Images On Wall Fencing



Leash Post



Drinking Station



Dog Waste Station



DOGGIE-O-CRAWL

The **Doggie Crawl** is a big size classic crawl tunnel for large breed dogs that features many spyholes for increased interior brightness and superior supervision.

Size: 7ft tall x 8ft long x 3.5ft wide / surface platform - 3.5ft x 3.5ft

Installation : Freestanding - Use the Doggie Crawl without a mount for a flexible training option.



SKU KA0001DCXL

www.kapseptsaas.com



1 GALVANIZED IRON FRAME (GI)
PREMIUM GI STRUCTURE

DURABLE
HIGH-GRADE
POWDER COATED FINISH
SECURE STRENGTH

2 GRADE ONE PINE WOOD

SUPERIOR GRADE ONE PINE
ENHANCED WOOD
BURNING TEXTURE
DEEP & UNIQUE
CHARRED FINISH
ROBUST & NATURAL

3 SPECIFIC COLOUR ACCENTS

DOGS EYES ATTRACTED TO COLOURS

- VISUALLY STIMULATING PALETTE
- ENHANCED CANINE ENGAGEMENT

4 ALLAN KEY SYSTEM

FULLY DISMANTLEABLE & MODULAR
EASY ASSEMBLY & INSTALLATION
ALLAN KEY SYSTEM ONLY
PRECISION POINTING

THE ICA ADVANCED WOOD FINISH SYSTEM

- 1. SANDING**
Precision sanding of all Pine surfaces.
- 2. ICA Epoxy**
Deep grain filling for moisture resistance.
- 3. Further Sanding**
Final refinement sanding stage.
- 4. ICA Filler**
Filler coating to create a flawless stage.
- 5. Lastly ICA Exterior PU**
Precision sanding of all Pine surfaces.



DOGGIE CRAWL 6XL



The **Doggie Crawl 6L** is a big six feet large crawl tunnel for large breed dogs that features many spyholes for increased interior brightness and superior supervision.

Size: 4ft tall x 6ft long x 2.5ft wide

Installation : Freestanding - Use the Doggie Crawl without a surface mount for a flexible training option.



www.kapseptsaas.com



1 GALVANIZED IRON FRAME
(GI) PREMIUM GI STRUCTURE
DURABLE, RUST-RESISTANT, HIGH-GRADE POWDER COATED FINISH, SECURE STRENGTH

2 GRAB ONE PINE WOOD
SUPERIOR GRADE ONE PINE, ENHANCED WOOD-BURNING TEXTURE, DEEP & UNIQUE CHARRED FINISH, ROBUST & NATURAL


3 SPECIFIC COLOUR ACCENTS
DOGS EYES ATTRACTED TO COLOURS
* VISUALLY STIMULATING PALETTE
* ENHANCED CANINE ENGAGEMENT

4 ALLAN KEY SYSTEM
FULLY DISMANTLEABLE & MODULAR
EASY ASSEMBLY & DISASSEMBLY
ALLAN KEY SYSTEM ONLY PRECISION JOINTING

THE ICA ADVANCED WOOD FINISH SYSTEM

- 1. SANDING**
Precision sanding of all Pine surfaces.
- 2. ICA Epoxy**
Deep grain filling for moisture resistance.
- 3. Further Sanding**
Final refinement sanding stage.
- 4. ICA Filler**
Filler coating to create a flawless stage.
- 5. Lastly ICA Exterior PU**
Precision sanding of all Pine surfaces.

DOGGIE CRAWL LADDER



The **Doggie Crawl Ladder** is a big size classic crawl tunnel for large breed dogs that features many spyholes for increased interior brightness and superior supervision.

Size: 7ft tall x 8ft long Tunnel x 2ft wide/ One side Slide - 7ft long x 2.5ft wide/ Other side - 7ft long x 2.5ft wide

Installation : Freestanding - Use the Doggie Crawl Ladder without a mount for a flexible training option.



SKU KAP0002DCL

www.kapseptsaaa.com



1 GALVANIZED IRON FRAME (GI)
PREMIUM GI STRUCTURE

DURABLE RUST-RESISTANT HIGH-GRADE POWDER COATED FINISH SECURE STRENGTH.

2 GRADE ONE PINE WOOD

SUPERIOR GRADE ONE PINE ENHANCED WOOD BURNING TEXTURE KEEP & ENJOY CHARRED FINISH ROBUST & NATURAL.

3 SPECIFIC COLOUR ACCENTS

DOGS' EYES ATTRACTED TO COLOURS

- VISUALLY STIMULATING PALETTE
- ENHANCED CANINE ENGAGEMENT

4 ALLAN KEY SYSTEM

FULLY DISMANTLEABLE & MODULAR EASY ASSEMBLY & INSTALLATION ALLAN KEY SYSTEM ONLY PRECISION SANDING

THE ICA ADVANCED WOOD FINISH SYSTEM

- 1. SANDING**
Precision sanding of all Pine surfaces.
- 2. ICA Epoxy**
Deep grain filling for moisture resistance.
- 3. Further Sanding**
Final refinement sanding stage.
- 4. ICA Filler**
Filler coating to create a flawless stage.
- 5. Lastly ICA Exterior PU**
Precision sanding of all Pine surfaces.



DOGGIE CRAWL TUNNEL

10 FEET LONG

The **Doggie Crawl** is an open tunnel. A dog runs at full speed to the entrance of the tunnel, approaching from any angle, runs through it and then exits quickly. This is a good starting point because it's one of the easiest obstacles to master. For example: Houseables Dog Tunnel

This shape-shifting tunnel is regulation-size, 10/20-feet long, with a 24-inch openings. Minimum standards for competition tunnels are 10 to 20 feet long, with an entrance 22-26 inches in diameter (usually 24"). U Shape MS frame (powder-coated for extra durability with specific colours).

Installation - Freestanding - Use the Doggie Crawl Tunnel without a mount for a flexible training option. / **Surface Mount** - Securely fasten the Doggie Crawl Tunnel directly to a concrete surface for a permanent training fixture.



SKU KAPO003DCT

www.kapseptsaaa.com



1 GALVANIZED IRON FRAME (GI)
PREMIUM GI STRUCTURE

DURABLE
RUST RESISTANT
HIGH-GRADE
POWDER COATED FINISH
SECURE STRENGTH

2 GRADE ONE PINEWOOD

SUPERIOR GRADE ONE PINE
ENHANCED WOOD
BURNING TEXTURE
DEEP LINES
CHARRED FINISH
ROBUST & NATURAL

3 SPECIFIC COLOUR ACCENTS

DOGS' EYES ATTRACTED TO COLOURS

- VISUALLY STIMULATING PALETTE
- ENHANCED CANINE ENGAGEMENT

4 ALLAN KEY SYSTEM

FULLY DISMANTLEABLE & MODULAR
EASY ASSEMBLY & INSTALLATION
ALLAN KEY SYSTEM ONLY
PRECISION JOINTING

THE ICA ADVANCED WOOD FINISH SYSTEM

- 1. SANDING**
Precision sanding of all Pine surfaces.
- 2. ICA Epoxy**
Deep grain filling for moisture resistance.
- 3. Further Sanding**
Final refinement sanding stage.
- 4. ICA Filler**
Filler coating to create a flawless stage.
- 5. Lastly ICA Exterior PU**
Precision sanding of all Pine surfaces.




DOGGIE CRAWL TUNNEL SMALL

6 FEET LONG

The Doggie Crawl is a open tunnel. A dog runs at full speed to the entrance of the tunnel, approaching from any angle, runs through it and then exits quickly. This is a good starting point because it's one of the easiest obstacles to master.

This shape-shifting tunnel is regulation-size, 6-feet long, with a 27-inch openings. U Shape MS frame to hold Tunnel (powder-coated for extra durability with specific colours).

Installation : Freestanding - Use the Doggie Crawl Tunnel without a surface mount for a flexible training option.



SKU KAPO0052DCTS

www.kapseptaaa.com



1 GALVANIZED IRON FRAME (GI)
PREMIUM GI STRUCTURE

DURABLE
RUST RESISTANT
HIGH GRADE
POWDER COATED FINISH
SECURE STRENGTH

2 GRADE ONE PINE WOOD

SUPERIOR GRADE ONE PINE
ENHANCED WOOD
BURNING TREATMENT
DEEP & UNIQUE
CHARRED FINISH
ROBUST & NATURAL

3 SPECIFIC COLOUR ACCENTS

DOGS EYES ATTRACTED
TO COLOURS
• VISUALLY STIMULATING
PALETTE
• ENHANCED CANINE
ENGAGEMENT

4 ALLAN KEY SYSTEM

FULLY DISMANTLEABLE
& MODULAR
EASY ASSEMBLY &
INSTALLATION
ALLAN KEY SYSTEM ONLY
PRECISION COATING.

THE ICA ADVANCED WOOD FINISH SYSTEM

- 1. SANDING**
Precision sanding of all Pine surfaces.
- 2. ICA Epoxy**
Deep grain filling for moisture resistance.
- 3. Further Sanding**
Final refinement sanding stage.
- 4. ICA Filler**
Filler coating to create a flawless stage.
- 5. Lastly ICA Exterior PU**
Precision sanding of all Pine surfaces.

BRIDGE RAMP TUNNEL MEDIUM



Kapspet offer Innovative two in one agility equipment Bridge Ramp Tunnel is perfect for indoor or outdoor dog parks. With so many different areas to play and dogs love to run underneath tunnel - designed so dogs of any size can run through and gives dogs a challenge and builds confidence.



Size : Incline Ramp - 3.5'X6' (2Nos.) / Tunnel - 2.5' Radius-4' Length / Platform - 4'x4'

Installation : Freestanding - Use the Bridge Ramp Tunnel without a surface mount for a



SKU KAP00056BRTM

SKU KAP00056BRTM

www.kapseptsaas.com



<p>1 GALVANIZED IRON FRAME (GI) PREMIUM CONSTRUCTION</p> <p>DURABLE RUST-RESISTANT HIGH-GRADE POWDER COATED FINISH SECURE STRENGTH</p>	<p>2 GRADE ONE PINE WOOD</p> <p>SUPERIOR GRADE, ONE PINE ENHANCED WOOD SMOOTH TEXTURE DEEP & UNIQUE CHARRED FINISH HIGHLIGHT & NATURAL</p>	<p>3 SPECIFIC COLOUR ACCENTS</p> <p>DOGS EYES ATTRACTED TO COLOURS • VISUALLY STIMULATING PALETTE • ENHANCED CANINE ENGAGEMENT</p>	<p>4 ALLAN KEY SYSTEM</p> <p>FULLY DISMANTLEABLE & MODULAR EASY ASSEMBLY & INSTALLATION ALLAN KEY SYSTEM ONLY PRECISION JOINTING</p>
---	---	---	---

THE ICA ADVANCED WOOD FINISH SYSTEM

<p>1. SANDING</p> <p>Precision sanding of all Pine surfaces.</p>	<p>2. ICA Epoxy</p> <p>Deep grain filling for moisture resistance.</p>	<p>3. Further Sanding</p> <p>Final refinement sanding stage.</p>	<p>4. ICA Filler</p> <p>Filler coating to create a flawless stage.</p>	<p>5. Lastly ICA Exterior PU</p> <p>Precision sanding of all Pine surfaces.</p>
---	---	---	---	--



HOUSEABLE DOG TUNNEL

16 FEET LONG



SKU KAP00060HDT

www.kapseptsaaa.com

The **Houseable Dog Tunnel** is an open tunnel. A dog runs at full speed to the entrance of the tunnel, approaching from any angle, runs through it and then exits quickly. This is a good starting point because it's one of the easiest obstacles to master.

Size : This shape-shifting tunnel is regulation-size, 16-foot long, with a 24-inch openings. Minimum standards for competition tunnels are 10 to 20 feet long, with an entrance 22-26 inches in diameter (usually 24"). U Shape MS frame (powder-coated for extra durability with specific colours).

Installation : Freestanding - Use the Doggie Crawl Tunnel without a mount for a flexible training option.



1 GALVANIZED IRON FRAME (GI)
PREMIUM CONSTRUCTION

BURSTLE
RUST-RESISTANT
HIGH-GRADE
POWDER-COATED FINISH
SECURE STRENGTH

2 GRADE ONE PINE WOOD

SUPERIOR GRADE ONE PINE
ENHANCED WOOD
BURNING TEXTURE
DEEP BLINKIE
CHARRED FINISH
ROBUST & NATURAL

3 SPECIFIC COLOUR ACCENTS

DOGS EYES ATTRACTED TO COLOURS
• VISUALLY STIMULATING PALETTE
• ENHANCED CANINE ENGAGEMENT

4 ALLAN KEY SYSTEM

FULLY DISMANTLEABLE & MODULAR
EASY ASSEMBLY & INSTALLATION
ALLAN KEY SYSTEM ONLY
PRECISION JOINTING

THE ICA ADVANCED WOOD FINISH SYSTEM

- 1. SANDING**
Precision sanding of all Pine surfaces.
- 2. ICA Epoxy**
Deep grain filling for moisture resistance.
- 3. Further Sanding**
Final refinement sanding stage.
- 4. ICA Filler**
Filler coating to create a flawless stage.
- 5. Lastly ICA Exterior PU**
Precision sanding of all Pine surfaces.



DOG SEMI TUNNEL



The Dog Tunnel Small is a small size tunnel for small breed and medium breed dogs that features many spyholes for increased interior brightness and superior supervision.



Material : Mild Steel (MS) with powder coated and our Pine wood undergoes a meticulous treatment, safeguarding it from decay and insect infestation. Through our innovative wood burning technique, we accentuate the pine's inherent texture, complemented by a selection of transparent colours, fostering an aesthetically pleasing atmosphere for dogs.

Asian Paints Pu for Exterior Glossy & Epoxy - guards against the elements of Nature. With a highly flexible and UV resistant film, it protects wood against sun and water and also prevents it from yellowing.

Size: 3ft tall x 6ft long x 3ft wide

Installation : Freestanding - Use the Dog Tunnel small without a mount for a flexible training option.

Surface Mount - Securely fasten the Doggie Crawl Ladder directly to a concrete surface for a permanent training fixture.



LEAD TIME 4 WEEKS

SKU KAPO051DST



1 GALVANIZED IRON FRAME (GI)
PREMIUM SUBSTRUCTURE

DURABLE, RUST-RESISTANT HEAVY GRADE POWDER COATED FINISH SECURE STRENGTH

2 GRADE ONE PINE WOOD

SUPERIOR GRADE ONE PINE ENHANCED WOOD BURNING TEXTURE DEEP KILN DRIE CHARRED FINISH ROBUST & NATURAL

3 SPECIFIC COLOUR ACCENTS

DOGS EYES ATTRACTED TO COLOURS
• VISUALLY STIMULATING PALETTE
• ENHANCED CANINE ENGAGEMENT

4 ALLAN KEY SYSTEM

FULLY DISMANTLEABLE & MODULAR EASY ASSEMBLY & INSTALLATION ALLAN KEY SYSTEM ONLY PRECISION JOINTING

THE ICA ADVANCED WOOD FINISH SYSTEM

- 1. SANDING**
Precision sanding of all Pine surfaces.
- 2. ICA Epoxy**
Deep grain filling for moisture resistance.
- 3. Further Sanding**
Final refinement sanding stage.
- 4. ICA Filler**
Filler coating to create a flawless stage.
- 5. Lastly ICA Exterior PU**
Precision sanding of all Pine surfaces.



DOGGIE SEMI TUBE

The **Doggie Crawl** is a small size tunnel for small breed and medium breed dogs that features many spyholes for increased interior brightness and superior supervision.

Size: 3ft tall x 6ft long x 3ft wide

Installation : Freestanding - Use the Doggie Crawl Ladder without a mount for a flexible training option.



LEAD TIME
2-3 WEEKS



www.kapseptsa.com

SKU KAPO09DST



1 GALVANIZED IRON FRAME (GI)
PREMIUM IG STRUCTURE

DURABLE
RUST-RESISTANT
HEAVY GRADE
POWDER COATED FINISH
SECURE STRENGTH

2 GRADE ONE PINE WOOD

SUPERIOR GRADE ONE PINE
ENHANCED WOOD
BURNING TEXTURE
DEEP & UNIQUE
CHARRED FINISH
ROBUST & NATURAL

3 SPECIFIC COLOUR ACCENTS

DOGS EYES ATTRACTED TO COLOURS
• VISUALLY STIMULATING
PALETTE
• ENHANCED CANINE
ENGAGEMENT

4 ALLAN KEY SYSTEM

FULLY DISMANTLEABLE
& MODULAR
EASY ASSEMBLY &
INSTALLATION
ALLAN KEY SYSTEM ONLY
PRECISION JOINING

THE ICA ADVANCED WOOD FINISH SYSTEM

- 1. SANDING**
Precision sanding of all Pine surfaces.
- 2. ICA Epoxy**
Deep grain filling for moisture resistance.
- 3. Further Sanding**
Final refinement sanding stage.
- 4. ICA Filler**
Filler coating to create a flawless stage.
- 5. Lastly ICA Exterior PU**
Precision sanding of all Pine surfaces.



ARCH RAMP



Arch Ramp with a gentle slope and extra wide planks, this component is ideal for beginners to dog agility and is appropriate for dogs of all sizes. The ramp is just under three feet high, so this is a perfect component for dogs of all sizes and beginners to dog agility.



Dimensions:

147" L x 24" W x 35" H

Installation -

Freestanding -

Use the Arch Ramp without a mount for a flexible training option.



www.kapseptsaas.com



1 GALVANIZED IRON FRAME (GI)
PREMIUM GI STRUCTURE

DURABLE
RUST-RESISTANT
HIGH-GRADE
POWDER-COATED FINISH
SECURE STRENGTH

2 GRADE ONE PINE WOOD

SUPERIOR GRADE ONE PINE
ENHANCED WOOD
FINISHING TEXTURE
DEEP & UNIQUE
CHARACTER FINISH
ROBUST & NATURAL

3 SPECIFIC COLOUR ACCENTS

DOG'S EYES ATTRACTED
TO COLOURS
• VISUALLY STIMULATING
PALETTE
• ENHANCED CANINE
ENGAGEMENT

4 ALLAN KEY SYSTEM

FULLY DISMANTLEABLE
& MODULAR
EASY ASSEMBLY &
INSTALLATION
ALLAN KEY SYSTEM ONLY
PRECISION JOINING

THE ICA ADVANCED WOOD FINISH SYSTEM

- 1. SANDING**
Precision sanding of all Pine surfaces.
- 2. ICA Epoxy**
Deep grain filling for moisture resistance.
- 3. Further Sanding**
Final refinement sanding stage.
- 4. ICA Filler**
Filler coating to create a flawless stage.
- 5. Lastly ICA Exterior PU**
Precision sanding of all Pine surfaces.

DOG BEAM BALANCE



The Balance Beam allows dogs to walk or run and promotes balance and confidence. Dogs love this challenge.

Size: 8" W x 192" L x 24" H - Six Rectagle Boxes - 3ft (2nos.) / 4ft (2nos.) & 8ft (1no.)

Installation: Freestanding - Use the Beam balance without a mount for a flexible training option.

SKU KAPO08DBB



1 GALVANIZED IRON FRAME (GI)
PREMIUM STRUCTURE

DURABLE
RUST-RESISTANT
HIGH-GRADE
POWDER-COATED FINISH
SECURE STRENGTH

2 GRADE ONE FINE WOOD

SUPERIOR GRADE ONE PINE
ENHANCED WOOD
PLAYING TEXTURE
DEEP & UNIQUE
CHARACTER FINISH
ROBUST & NATURAL

3 SPECIFIC COLOUR ACCENTS

DOGS EYES ATTRACTED TO COLOURS
• VISUALLY STIMULATING PALETTE
• ENHANCED CANINE ENGAGEMENT

4 ALLAN KEY SYSTEM

FULLY DISMANTLEABLE & MODULAR
EASY ASSEMBLY & INSTALLATION
ALLAN KEY SYSTEM ONLY
PRECISION JOINTING

THE ICA ADVANCED WOOD FINISH SYSTEM

- 1. SANDING**
Precision sanding of all Pine surfaces.
- 2. ICA Epoxy**
Deep grain filling for moisture resistance.
- 3. Further Sanding**
Final refinement sanding stage.
- 4. ICA Filler**
Filler coating to create a flawless stage.
- 5. Lastly ICA Exterior PU**
Precision sanding of all Pine surfaces.



MINI MOUNTAIN CLIMB



The **Mini Hill Climb** - This dog exercise product offers a fun and challenging workout with its incline and decline features, promoting agility, muscle building, balance, and overall fitness. Designed for all ages and abilities, it allows dogs to train at their own pace while keeping them mentally and physically stimulated. The pre-assembled product with included Allen key ensures easy set-up and portability for convenient use anywhere.

Size: 60" L x 30" W x 24" H

Installation: Freestanding - Use the Mountain climb without a mount for a flexible training option.



LEAD TIME
4-6 WEEKS

100% BEST PRICE

100% Quality

6 MONTHS WARRANTY

GOOD WELDABILITY

EASILY CLEAN

LIGHT RIGIDITY

SKU KAP00010MMS

www.kapseptsa.com

1 GALVANIZED IRON FRAME (GI)
PREMIUM RESTRUCTURE

DURABLE
RUST-RESISTANT
HIGH-GRADE
POWDER COATED FINISH
SECURE STRENGTH

2 GRADE ONE PINE WOOD

SUPERIOR GRADE ONE PINE
ENHANCED WOOD
BURNING TEXTURE
DEEP & UNIFORM
CHARRED FINISH
ROBUST & NATURAL

3 SPECIFIC COLOUR ACCENTS

DOGS EYES ATTRACTED TO COLOURS
* VISUALLY STIMULATING PALETTE
* ENHANCED CANINE ENGAGEMENT

4 ALLAN KEY SYSTEM

FULLY DISMANTLEABLE & REASSEMBLE
EASY ASSEMBLY & INSTALLATION
ALLAN KEY SYSTEM ONLY
PRECISION JOINTING

THE ICA ADVANCED WOOD FINISH SYSTEM

- 1. SANDING**
Precision sanding of all Pine surfaces.
- 2. ICA Epoxy**
Deep grain filling for moisture resistance.
- 3. Further Sanding**
Final refinement sanding stage.
- 4. ICA Filler**
Filler coating to create a flawless stage.
- 5. Lastly ICA Exterior PU**
Precision sanding of all Pine surfaces.

MOUNTAIN CLIMB MEDIUM



The **Mountain Climb M-Size** this dog exercise product offers a fun and challenging workout with its incline and decline features, promoting agility, muscle building, balance, and overall fitness. Designed for all ages and abilities, it allows dogs to train at their own pace while keeping them mentally and physically stimulated. The pre-assembled product with included Allen key ensures easy set-up and portability for convenient use anywhere.

Size: 3.5' W x 5' L x 3.5' H

Installation : **Freestanding** - Use the Mountain climb without a mount for a flexible training option.



<p>1</p> <p>GALVANIZED IRON FRAME (GI)</p> <p>PREMIUM OF STRUCTURE</p> <p>DURABLE RUST-RESISTANT HIGH-GRADE POWDER-COATED FINISH SECURE STRENGTH</p>	<p>2</p> <p>GRADE ONE PINE WOOD</p> <p>SUPERIOR GRADE ONE PINE ENHANCED WOOD FINISHING TEXTURE DEEP & UNIQUE CHARMED FINISH ROBUST & NATURAL</p>	<p>3</p> <p>SPECIFIC COLOUR ACCENTS</p> <p>DOGS EYES ATTRACTED TO COLOURS</p> <ul style="list-style-type: none"> • VISUALLY STIMULATING • ENHANCES CANINE ENGAGEMENT 	<p>4</p> <p>ALLAN KEY SYSTEM</p> <p>FULLY DISMANTLEABLE & MODULAR EASY ASSEMBLY & INSTALLATION ALLAN KEY SYSTEM ONLY PRECISION JOINING</p>
--	--	--	--

THE ICA ADVANCED WOOD FINISH SYSTEM

<p>1. SANDING</p> <p>Precision sanding of all Pine surfaces.</p>	<p>2. ICA Epoxy</p> <p>Deep grain filling for moisture resistance.</p>	<p>3. Further Sanding</p> <p>Final refinement sanding stage.</p>	<p>4. ICA Filler</p> <p>Filler coating to create a flawless stage.</p>	<p>5. Lastly ICA Exterior PU</p> <p>Precision sanding of all Pine surfaces.</p>
---	---	---	---	--

MOUNTAIN CLIMB LARGE



The Hill Climb Large This dog exercise product offers a fun and challenging workout with its incline and decline features, promoting agility, muscle building, balance, and overall fitness. Designed for all ages and abilities, it allows dogs to train at their own pace while keeping them mentally and physically stimulated. The pre-assembled product with included Allen key ensures easy set-up and portability for convenient use anywhere.

Size: 3.5' W x 5' L x 3.5' H

Two ramps 2.74m (9ft) long by 91.4cm (3ft) and 8' length of the two ramps from the surface.

Installation : Freestanding - Use the Mountain climb without a mount for a flexible training option.



www.kapseptsa.com



<p>1</p> <p>GALVANIZED IRON FRAME (GI)</p> <p>PREMIUM STRUCTURE</p> <p>DURABLE, RUST-RESISTANT HIGH-GRADE POWDER COATED FINISH SECURE STRENGTH</p>	<p>2</p> <p>GRADE ONE PINE WOOD</p> <p>SUPERIOR GRADE ONE PINE ENHANCED WOOD BUILDING TEXTURE DEEP & UNIQUE CHAINED FINISH ROBUST & NATURAL</p>	<p>3</p> <p>SPECIFIC COLOUR ACCENTS</p> <p>DOGS EYES ATTRACTED TO COLOURS</p> <ul style="list-style-type: none"> VISUALLY STIMULATING PALETTE ENHANCED CANINE ENGAGEMENT 	<p>4</p> <p>ALLAN KEY SYSTEM</p> <p>FULLY DISMANTLEABLE & REUSABLE EASY ASSEMBLY & INSTALLATION ALLAN KEY SYSTEM ONLY PRECISION JOINING</p>
--	---	--	---

THE ICA ADVANCED WOOD FINISH SYSTEM

<p>1. SANDING</p> <p>Precision sanding of all Pine surfaces.</p>	<p>2. ICA Epoxy</p> <p>Deep grain filling for moisture resistance.</p>	<p>3. Further Sanding</p> <p>Final refinement sanding stage.</p>	<p>4. ICA Filler</p> <p>Filler coating to create a flawless stage.</p>	<p>5. Lastly ICA Exterior PU</p> <p>Precision sanding of all Pine surfaces.</p>
---	---	---	---	--

MOUNTAIN CLIMB ADJUSTABLE



Hill Climb Adjustable - Incline training helps build muscle in dogs legs and torso and is a great exercise. Endurance and balancing are also developed.

Two ramps 2.74m (9ft) long by 91.4cm (3ft) wide hinged at the apex from the ground. The Ramp can be adjusted from 3feet from the ground level to 6feet in height. Better option than static Hill Climb.

Installation: No need for in-ground direct bury or surface mount on a concrete surface.

SKU KAP00013MCA



1
GALVANIZED IRON FRAME
(GI)
PREMIUM STRUCTURE

DURABLE
RUST-RESISTANT
HIGH-GRADE
POWDER COATED FINISH
SECURE STRENGTH

2
GRADE ONE FINE WOOD

SUPERIOR GRADE ONE PINE
ENHANCED WOOD
BURNING TEXTURE
DEEP & UNIQUE
CHARRED FINISH
ROBUST & NATURAL

3
SPECIFIC COLOUR ACCENTS

DOGS EYES ATTRACTED TO COLOURS
• VISUALLY STIMULATING PALETTE
• ENHANCED CANINE ENGAGEMENT

4
ALLAN KEY SYSTEM

FULLY DISMANTLEABLE & RECURABLE
EASY ASSEMBLY & INSTALLATION
ALLAN KEY SYSTEM ONLY
PRECISION JOINTING

THE ICA ADVANCED WOOD FINISH SYSTEM

1. SANDING Precision sanding of all Pine surfaces.	2. ICA Epoxy Deep grain filling for moisture resistance.	3. Further Sanding Final refinement sanding stage.	4. ICA Filler Filler coating to create a flawless stage.	5. Lastly ICA Exterior PU Precision sanding of all Pine surfaces.
--	--	--	--	---



BRIDGE RAMP PORTABLE



SKU KAP00014BRP2

Size: INCLINE RAMP - 2'W/4'
DECLINE STAIRCASE - 18"W/3'L
TRAINING PLATFORM - platform 28" (4 sides)
Overall Dimensions - 95.75"L x 28"W x 27.75"H



SKU KAP00014BRP1

The Bridge Climb Portable where Stairs are perfect for recreational use and safe for most pets. Based on their individual level of balance and confidence. Solid platform on four posts designed to endure the most athletic, large dog. Our signature product, dogs love this station! Climbing helps build muscle and strength while the platform provides the accomplishment of a task well done.

Installation : Freestanding - Use the Bridge Ramp without a mount for a flexible training option.



1

GAUVANIZED IRON FRAME (GI)
PREMIUM STRUCTURE

• DURABLE
• RUST-RESISTANT
• HIGH-GRADE
• POWER COATED FINISH
• SECURE STRENGTH

2

GRADE ONE PINE WOOD

SUPERIOR GRADE ONE PINE
ENHANCED WOOD
BURNING TEXTURE
DEEP BLONQUE
CHARRED FINISH
ROBUST & NATURAL

3

SPECIFIC COLOUR ACCENTS

• DOGS EYES ATTRACTED TO COLOURS
• VISUALLY STIMULATING
• TABLETS
• ENHANCED CANINE ENGAGEMENT

4

ALLAN KEY SYSTEM

FULLY DISMANTLEABLE
& MODULAR
EASY ASSEMBLY & INSTALLATION
ALLAN KEY SYSTEM ONLY
PRECISION JOINTING

THE ICA ADVANCED WOOD FINISH SYSTEM

- 1. SANDING**
Precision sanding of all Pine surfaces.
- 2. ICA Epoxy**
Deep grain filling for moisture resistance.
- 3. Further Sanding**
Final refinement sanding stage.
- 4. ICA Filler**
Filler coating to create a flawless stage.
- 5. Lastly ICA Exterior PU**
Precision sanding of all Pine surfaces.


BRIDGE RAMP SMALL



Bridge Climb Small design is a great way for your canine friend to start gaining agility skills and confidence. Dogs also love running underneath the bridge! The Bridge Climb where dogs can walk or run up, across, and go down the slide and also other side go down the planks, based on their individual level of balance and confidence. Solid platform on four posts designed to endure the most athletic, large dog. Our signature product, dogs love this station! Climbing helps build muscle and strength while the platform provides the accomplishment of a task well done.

Size: 8' L x 2.5' W x 2' H

Installation: **Freestanding** - Use the Bridge Ramp without a mount for a flexible training option.



SKU KAPOO15BRS



1 GALVANIZED IRON FRAME (GI)
PREMIUM STRUCTURE

DURABLE
RUST-RESISTANT
HIGH-GRADE
POWDER COATED FINISH
SECURE STRENGTH

2 GRAB ONE PINE WOOD

SUPERIOR GRADE ONE PINE
ENHANCED WOOD
BURNING TEXTURE
KEEP IT UNIC!
ROBUST & PERSISTENT

3 SPECIFIC COLOUR ACCENTS

DOGS' EYES ATTRACTED
TO COLOURS
• VISUALLY STIMULATING
PALETTE
• ENHANCED CANINE
ENGAGEMENT

4 ALLAN KEY SYSTEM

FULLY DISMANTLEABLE
& RECURABLE
EASY ASSEMBLY &
INSTALLATION
ALLAN KEY SYSTEM ONLY
PRECISION JOINTING

THE ICA ADVANCED WOOD FINISH SYSTEM

- 1. SANDING**
Precision sanding of all Pine surfaces.
- 2. ICA Epoxy**
Deep grain filling for moisture resistance.
- 3. Further Sanding**
Final refinement sanding stage.
- 4. ICA Filler**
Filler coating to create a flawless stage.
- 5. Lastly ICA Exterior PU**
Precision sanding of all Pine surfaces.

BRIDGE RAMP MEDIUM



The Bridge Climb M-Size where Stairs are perfect for recreational use and safe for most pets.

Based on their individual level of balance and confidence. Solid platform on four posts designed to endure the most athletic, large dog. Our signature product, dogs love this station! Climbing helps build muscle and strength while the platform provides the accomplishment of a task well done.

Size: 96" L x 36" W x 36" H

Installation : Freestanding - Use the Bridge Ramp without a mount for a flexible training option.



SKU KAPQQ16BRM



<p>1 GALVANIZED IRON FRAME (GI) PREMIUM STRENGTH</p> <p>DURABLE RUST-RESISTANT HIGH GRADE POWDER COATED FINISH SECURE STRENGTH</p>	<p>2 GRADE ONE PINE WOOD</p> <p>SUPERIOR GRADE ONE PINE ENHANCED WOOD BURNING TEXTURE DEEP & UNIQUE CHANGING FINISH ROBUST & NATURAL</p>	<p>3 SPECIFIC COLOUR ACCENTS</p> <p>DOGS EYES ATTRACTED TO COLOURS • VISUALLY STIMULATING • ENHANCED CANINE ENGAGEMENT</p>	<p>4 ALLAN KEY SYSTEM</p> <p>FULLY DISMANTLEABLE & MODULAR EASY ASSEMBLY & INSTALLATION ALLAN KEY SYSTEM ONLY PRECISION JOINTING</p>
---	---	---	---

THE ICA ADVANCED WOOD FINISH SYSTEM

<p>1. SANDING</p> <p>Precision sanding of all Pine surfaces.</p>	<p>2. ICA Epoxy</p> <p>Deep grain filling for moisture resistance.</p>	<p>3. Further Sanding</p> <p>Final refinement sanding stage.</p>	<p>4. ICA Filler</p> <p>Filler coating to create a flawless stage.</p>	<p>5. Lastly ICA Exterior PU</p> <p>Precision sanding of all Pine surfaces.</p>
---	---	---	---	--

BRIDGE RAMP LARGE



Bridge Ramp Large design is a great way for your canine friend to start gaining agility skills and confidence. Dogs also love running underneath the bridge! The Bridge Climb where dogs can walk or run up, across, and go down the slide and also other side go down the planks, based on their individual level of balance and confidence. Solid platform on four posts designed to endure the most athletic, large dog. Our signature product, dogs love this station! Climbing helps build muscle and strength while the platform provides the accomplishment of a task well done.

Size: 9'L x 3.5'W x 4'H

Installation: Freestanding - Use the Bridge Ramp



1 GALVANIZED IRON FRAME (GI)
 PREMIUM BUILD STRUCTURE

DURABLE
 RUST-RESISTANT
 HIGH-GRADE
 POWDER COATED FINISH
 SECURE STRENGTH

2 GRADE ONE PINE WOOD

SUPERIOR GRADE ONE PINE
 ENHANCED WOOD
 BUYING TEXTURE
 DEEP & UNIQUE
 ENLARGED FINISH
 ROBUST & NATURAL

3 SPECIFIC COLOUR ACCENTS

DOGS EYES ATTRACTED TO COLORS
 • VISUALLY STIMULATING
 PALETTE
 • ENHANCED CANINE
 ENGAGEMENT

4 ALLAN KEY SYSTEM

FULLY DISMANTLEABLE
 & MODULAR
 EASY ASSEMBLY &
 INSTALLATION
 ALL AN KEY SYSTEM ONLY
 PRECISION JOINING

THE ICA ADVANCED WOOD FINISH SYSTEM

- 1. SANDING**

Precision sanding of all Pine surfaces.
- 2. ICA Epoxy**

Deep grain filling for moisture resistance.
- 3. Further Sanding**

Final refinement sanding stage.
- 4. ICA Filler**

Filler coating to create a flawless stage.
- 5. Lastly ICA Exterior PU**

Precision sanding of all Pine surfaces.

HOUSE BRIDGE-RAMP

House Bridge Ramp

Design is a great way for your canine friend to start gaining agility skills and confidence. Dogs also love running underneath the bridge! The Bridge Climb where dogs can walk or run up, across, and go down the slide and also other side go down the planks, based on their individual level of balance and condence. Solid platform on four posts designed to endure the most athletic, large dog. Our signature product, dogs love this station! Climbing helps build muscle and strength while the platform provides the accomplishment of a task well done.

Size : 9' L x 3.5' W x 8' H - Platform 3.5' W / Post 4Nos. 6'H / Incline & Decline Platform 5' L X 3.5' W 1Nos. / A Frame Roof 1Nos.

SKU KAP00Q48HBR



<p>1</p> <p>GALVANIZED IRON FRAME (GI)</p> <p>PREMIUM GI STRUCTURE</p> <p>DURABLE RUST-RESISTANT HIGH GRADE POWDER COATED FINISH SECURE STRENGTH</p>	<p>2</p> <p>GRADE ONE PINE WOOD</p> <p>SUPERIOR GRADE ONE PINE ENHANCED WOOD BRINING TEXTURE DEEP & UNIQUE CHARRED FINISH ROBUST & NATURAL</p>	<p>3</p> <p>SPECIFIC COLOUR ACCENTS</p> <p>DOGS EYES ATTRACTED TO COLOURS • VISUALLY STIMULATING PALETTE • ENHANCED CANINE ENGAGEMENT</p>	<p>4</p> <p>ALLAN KEY SYSTEM</p> <p>FULLY DISMANTLEABLE & RECOILABLE EASY ASSEMBLY & INSTALLATION ALLAN KEY SYSTEM DRIP PRECISION JOINTING</p>
--	--	---	--

THE ICA ADVANCED WOOD FINISH SYSTEM

<p>1. SANDING</p> <p>Precision sanding of all Pine surfaces.</p>	<p>2. ICA Epoxy</p> <p>Deep grain filling for moisture resistance.</p>	<p>3. Further Sanding</p> <p>Final refinement sanding stage.</p>	<p>4. ICA Filler</p> <p>Filler coating to create a flawless stage.</p>	<p>5. Lastly ICA Exterior PU</p> <p>Precision sanding of all Pine surfaces.</p>
---	---	---	---	--

3S BRIDGE RAMP



Three Side Bridge Ramp design is a great way for your canine friend to start gaining agility skills and confidence. Dogs also love running underneath the bridge! The Bridge Climb where dogs can walk or run up, across, and go down the slide and also other side go down the planks, based on their individual level of balance and confidence. Solid platform on four posts designed to endure the most athletic, large dog. Our signature product, dogs love this station! Climbing helps build muscle and strength while the platform provides the accomplishment of a task well done.

Size : 13'L x 3.5' W x 6' H - Platform 3.5'W / Post 4Nos. 6'H / Incline & Decline Ramp & Staircase Ramp 5'L X 3.5'W 1Nos. / Barrier 1Nos.

Installation : Freestanding - Use the 3S Bridge Ramp without a mount for a flexible training option.



1
GALVANIZED IRON FRAME
(GI)
PREMIUM ESTABLISHED
DURABLE
RUST-RESISTANT
HIGH GRADE
POWDER COATED FINISH
SECURE STRENGTH

2
GRADE ONE PINE WOOD
SUPERIOR GRADE ONE PINE
ENHANCED WOOD
BURNING TEXTURE
DEEP & UNIQUE
CHARRED FINISH
REBELY & NATURAL

3
SPECIFIC COLOUR ACCENTS
DOG'S EYES ATTRACTED TO COLOURS
* VISUALLY STIMULATING PALETTE
ENHANCED CANINE ENGAGEMENT

4
ALLAN KEY SYSTEM
FULLY DISMANTLEABLE & REPAIR
EASY ASSEMBLY & INSTALLATION
ALLAN KEY SYSTEM ONLY
PRECISION JOINTING

THE ICA ADVANCED WOOD FINISH SYSTEM

1. SANDING



Precision sanding of all Pine surfaces.

2. ICA Epoxy



Deep grain filling for moisture resistance.

3. Further Sanding



Final refinement sanding stage.

4. ICA Filler



Filler coating to create a flawless stage.

5. Lastly ICA Exterior PU



Precision sanding of all Pine surfaces.

DOG WALK RAMP SMALL



Small Size Dog Walk Ramp is made of a series of three wood planks: an ascending plank, a plank parallel to the ground and a descending plank, attach step strips. Perfect for training or for lots of play, the Dog Walk is great for dogs of all breeds and agility levels. Playing, walking, or running across the raised dog park platform will help build pups' balance and confidence.

Size : 20" high x 11" wide x 174" long. Below "A" frame to support the 3 Planks (Incline, Center and decline)

Installation : Freestanding - Use the Dog Walk Ram



LEAD TIME 4-6 WEEKS

100% BEST PRICE

100% Quality

6 YEARS WARRANTY

GOOD WELDABILITY

EASILY CLEAN EASILY CLEAN

HIGH RIGIDITY

BKLI KAPOO1SDWRS

www.kapoptsaaa.com

1 GALVANIZED IRON FRAME
(GI) PREMIUM GI STRUCTURE
DURABLE, RUST-RESISTANT, HIGH-GRADE POWDER COATED FINISH SECURE STRENGTH

2 GRADE ONE PINEWOOD
SUPERIOR GRADE ONE PINE ENHANCED WOOD BURNING TEXTURE DEEP & FINICE CHARRED FINISH ROBUST & NATURAL

3 SPECIFIC COLOUR ACCENTS
DOG'S EYES ATTRACTED TO COLOURS
* VISUALLY STIMULATING PALETTE
* ENHANCED CANINE ENGAGEMENT

4 ALLAN KEY SYSTEM
FULLY DISMANTLEABLE & MODULAR EASY ASSEMBLY & INSTALLATION ALLAN KEY SYSTEM ONLY PRECISION JOINING

THE ICA ADVANCED WOOD FINISH SYSTEM

- 1. SANDING**
Precision sanding of all Pine surfaces.
- 2. ICA Epoxy**
Deep grain filling for moisture resistance.
- 3. Further Sanding**
Final refinement sanding stage.
- 4. ICA Filler**
Filler coating to create a flawless stage.
- 5. Lastly ICA Exterior PU**
Precision sanding of all Pine surfaces.

DOG WALK RAMP MEDIUM

Dog Walk Ramp

Medium is made of a series of three wood planks: an ascending plank, a plank parallel to the ground and a descending plank, attach step strips. Perfect for training or for lots of play, the Dog Walk is great for dogs of all breeds and agility levels. Playing, walking, or running across the raised dog park platform will help build pups' balance and confidence.

Size : 25" high x 11" wide x 174" long. A frame to support the 3 Planks (Incline, Center and decline - 6' each)

Installation - **Freestanding** - Use the Dog Walk Ramp without a surface mount for a flexible training option.



SKU KAP00020DWRM

LEAD TIME 4-6 WEEKS

100% BEST PRICE

100% Quality

6 MONTH WARRANTY

GOOD WELDABILITY

EASILY CLEAN EASILY CLEAN

HIGH RIGIDITY

1 GALVANIZED IRON FRAME
(GI) PREMIUM GI STRUCTURE
DURABLE, RUST-RESISTANT, HIGH-GRADE POWDER COATED FINISH, SECURE STRENGTH

2 GRADE ONE PINE WOOD
SUPERIOR GRADE ONE PINE, ENHANCED WOOD BURNING TEXTURE, DEEP & SMOOTH CHARRED FINISH, ROBUST & NATURAL

3 SPECIFIC COLOUR ACCENTS
DOGS EYES ATTRACTED TO COLOURS
• VISUALLY STIMULATING PALETTE
• ENHANCED CANINE ENGAGEMENT

4 ALLAN KEY SYSTEM
FULLY DISMANTLEABLE & REUSABLE
EASY ASSEMBLY & INSTALLATION
ALLAN KEY SYSTEM ONLY PRECISION JOINTING

THE ICA ADVANCED WOOD FINISH SYSTEM

1. SANDING Precision sanding of all Pine surfaces.	2. ICA Epoxy Deep grain filling for moisture resistance.	3. Further Sanding Final refinement sanding stage.	4. ICA Filler Filler coating to create a flawless stage.	5. Lastly ICA Exterior PU Precision sanding of all Pine surfaces.
--	--	--	--	---



DOG WALK RAMP LARGE



Our Large Size Dog Walk Ramp is made of a series of three wood planks: an ascending plank, a plank parallel to the ground and a descending plank, attach step strips. Perfect for training or for lots of play, the Dog Walk is great for dogs of all breeds and agility levels. Playing, walking, or running across the raised dog park platform will help build pups' balance and confidence.

Size : 4' high x 11" wide x 20' long. A frame to support the 3 Planks (Incline, Center and decline - 7' each)

Installation : Freestanding | Use the Dog Walk Ramp without a mount for a flexible training option.



SKL KAP0021DWAL



<p>1</p> <p>GALVANIZED IRON FRAME</p> <p>(GI)</p> <p>PREMIUM GI STRUCTURE</p> <p>DURABLE RUST RESISTANT HIGH GRADE POWDER COATED FINISH SECURE STRENGTH</p>	<p>2</p> <p>GRADE ONE PINE WOOD</p> <p>SUPERIOR GRADE ONE PINE ENHANCED WOOD BURNING TEXTURE DEEP GRAIN CHARRED FINISH ROBUST & NATURAL</p>	<p>3</p> <p>SPECIFIC COLOUR ACCENTS</p> <p>DOGS EYES ATTRACTED TO COLOURS • VISUALLY STIMULATING PALETTE • ENHANCED CANINE ENGAGEMENT</p>	<p>4</p> <p>ALLAN KEY SYSTEM</p> <p>FULLY DISMANTLEABLE & MODULAR EASY ASSEMBLY & INSTALLATION ALLAN KEY SYSTEM ONLY PRECISION JOINTING</p>
--	---	---	---

THE ICA ADVANCED WOOD FINISH SYSTEM

<p>1. SANDING</p> <p>Precision sanding of all Pine surfaces.</p>	<p>2. ICA Epoxy</p> <p>Deep grain filling for moisture resistance.</p>	<p>3. Further Sanding</p> <p>Final refinement sanding stage.</p>	<p>4. ICA Filler</p> <p>Filler coating to create a flawless stage.</p>	<p>5. Lastly ICA Exterior PU</p> <p>Precision sanding of all Pine surfaces.</p>
---	---	---	---	--

TEETER TOTTER SMALL



The Teeter Totter Small offers the challenge of an obstacle that the dog must “control.” Once mastered, the Teeter Totter can be a real confidence booster for dogs in terms of balance.

Small Size : 15” tall x 10” wide x 96” long

Installation : Freestanding - Use the Teeter Totter without a mount for a flexible training option.



BKU KAPO002TTS

www.kapseptsaas.com



1 GALVANIZED IRON FRAME (GI)
PREMIUM GGI STRUCTURE

DURABLE
RUST-RESISTANT
HIGH GRADE
POWDER COATED FINISH
SECURE STRENGTH

2 GRADE ONE PINE WOOD

SUPERIOR GRADE ONE PINE
ENHANCED WOOD
BURNING TEXTURE
DEEP & UNIQUE
CHARRED FINISH
ROBUST & NATURAL

3 SPECIFIC COLOUR ACCENTS

DOG'S EYES ATTRACTED
TO COLOURS
• VISUALLY STIMULATING
PALETTE
• ENHANCED CANINE
ENGAGEMENT

4 ALLAN KEY SYSTEM

FULLY DISMANTLEABLE
& MODULAR
EASY ASSEMBLY &
INSTALLATION
ALLAN KEY SYSTEM ONLY
PRECISION JOINTING

THE ICA ADVANCED WOOD FINISH SYSTEM

<p>1. SANDING</p> <p>Precision sanding of all Pine surfaces.</p>	<p>2. ICA Epoxy</p> <p>Deep grain filling for moisture resistance.</p>	<p>3. Further Sanding</p> <p>Final refinement sanding stage.</p>	<p>4. ICA Filler</p> <p>Filler coating to create a flawless stage.</p>	<p>5. Lastly ICA Exterior PU</p> <p>Precision sanding of all Pine surfaces.</p>
---	---	---	---	--



TEETER TOTTER LARGE



The **Teeter Totter** offers the challenge of an obstacle that the dog must "control." Once mastered, the Teeter Totter can be a real confidence booster for dogs in terms of balance.

Large Size : 26" tall x 11" wide x 144" long

Installation : Freestanding - Use the Teeter Totter without a mount for a flexible training option.



LEAD TIME
4-6 WEEKS

100% BEST PRICE

100% Quality
Guaranteed

6 YEARS WARRANTY

GOOD WELDABILITY

**EASILY CLEAN
EASILY CLEAN**

FAST RIGIDITY

SKU KAPO002STL

www.kapseptsaaa.com

1 GALVANIZED IRON FRAME (GI)
PREMIUM INDUSTRIAL

DURABLE
RUST-RESISTANT
HIGH-GRADE
POWDER COATED FINISH
SECURE STRENGTH

2 GRADE ONE PINE WOOD

SUPERIOR GRADE ONE PINE
ENHANCED WOOD
BURNING TEXTURE
DEEP BLENDING
CHARRED FINISH
ROBUST & NATURAL

3 SPECIFIC COLOUR ACCENTS

DOGS' EYES ATTRACTED TO COLOURS
• VISUALLY STIMULATING PALETTE
• ENHANCED CANINE ENGAGEMENT

4 ALLAN KEY SYSTEM

FULLY DISMANTLEABLE & REUSABLE
EASY ASSEMBLY & INSTALLATION
ALLAN KEY SYSTEM ONLY
PRECISION JOINTING

THE ICA ADVANCED WOOD FINISH SYSTEM

- 1. SANDING**
Precision sanding of all Pine surfaces.
- 2. ICA Epoxy**
Deep grain filling for moisture resistance.
- 3. Further Sanding**
Final refinement sanding stage.
- 4. ICA Filler**
Filler coating to create a flawless stage.
- 5. Lastly ICA Exterior PU**
Precision sanding of all Pine surfaces.



ADJUSTABLE TEETER TOTTER



The **Adjustable Teeter Totter** offers the challenge of an obstacle that the dog must "control." Once mastered, the Teeter Totter can be a real confidence booster for dogs in terms of balance.

Large Size : 26" tall x 11" wide x 144" long / Adjustable from 5inch to 24inch in height.

Installation : **Prestanding** - Use the Teeter Totter without a mount for a flexible training option.

LEAD TIME
4-6 WEEKS

100% BEST PRICE

100% Quality

6 MONTH WARRANTY

GOOD WELDABILITY

EASILY CLEAN & EARLY CLEAN

HIGH RIGIDITY

SKU KAP00024ATT

www.kapseptsaaa.com

1 GALVANIZED IRON FRAME (GI)
PREMIUM GI STRUCTURE
DURABLE, RUST-RESISTANT, HIGH-GRADE POWDER COATED FINISH, SECURE STRENGTH.

2 GRADE ONE PINEWOOD
SUPERIOR GRADE ONE PINE, ENHANCED BY WOOD BURNING TEXTURE, DEEP LAMINATE CHARRED FINISH, ROBUST & NATURAL.

3 SPECIFIC COLOUR ACCENTS
DOG'S EYES ATTRACTED TO COLOURS
* VISUALLY STIMULATING PALETTE
* ENHANCED GAMING ENGAGEMENT

4 ALLAN KEY SYSTEM
FULLY DISMANTLEABLE & WORKS AS EASY ASSEMBLY & INSTALLATION
ALLAN KEY SYSTEM ONLY PRECISION JOINTING

THE ICA ADVANCED WOOD FINISH SYSTEM

- 1. SANDING**
Precision sanding of all Pine surfaces.
- 2. ICA Epoxy**
Deep grain filling for moisture resistance.
- 3. Further Sanding**
Final refinement sanding stage.
- 4. ICA Filler**
Filler coating to create a flawless stage.
- 5. Lastly ICA Exterior PU**
Precision sanding of all Pine surfaces.



DOUBLE RAMP



SKU KAPO0025DR

Similar to our other ramp, Double Ramp added fun of offset ramps which make it a little more challenging. The dogs have great fun as well as getting exercise.

Dimensions: 120"L x 16"W x 30"H

Installation : Freestanding - Use the Double Ramp without a surface mount for a flexible training option.



LEAD TIME
4-6 WEEKS

100% BEST PRICE

100% Quality
Guarantee

6 YEARS WARRANTY

GOLD WELDABILITY

EASILY CLEAN
EASILY CLEAN

HIGH RIGIDITY

www.kapseptsaaa.com

1 GALVANIZED IRON FRAME
(GI) PREMIUM GI-STRUCTURE

DURABLE
RUST-RESISTANT
HIGH-GRADE
POWDER COATED FINISH
SECURE STRENGTH

2 GRADE ONE PINE WOOD

SUPERIOR GRADE ONE PINE
FINANCING WOOD
BURNING TEXTURE
CLEAN & PROCLE
CHARRED FINISH
ROBUST & NATURAL

3 SPECIFIC COLOUR ACCENTS

DOG'S EYES ATTRACTED
TO COLOURS
• VISUALLY STIMULATING
PALETTE
• ENHANCED CANINE
ENGAGEMENT

4 ALLAN KEY SYSTEM

FULLY DISMANTLEABLE
& MODULAR
EASY ASSEMBLY &
INSTALLATION
ALLAN KEY SYSTEM ONLY
PRECISION JOINTING

THE ICA ADVANCED WOOD FINISH SYSTEM

- | | | | | |
|---|---|---|---|--|
| <p>1. SANDING</p> <p>Precision sanding of all Pine surfaces.</p> | <p>2. ICA Epoxy</p> <p>Deep grain filling for moisture resistance.</p> | <p>3. Further Sanding</p> <p>Final refinement sanding stage.</p> | <p>4. ICA Filler</p> <p>Filler coating to create a flawless stage.</p> | <p>5. Lastly ICA Exterior PU</p> <p>Precision sanding of all Pine surfaces.</p> |
|---|---|---|---|--|

CROSSOVER RAMP



The **Crossover Ramp** comprises four separate ramps that each ascend at an elevated platform in the middle, the dog must ascend and descend the correct ramps in accordance with the judge's course plan.

The **Crossover Agility** where dogs can walk or run up four sides, across, and go down the slide and also other side go down the planks, based on their individual level of balance and confidence, which helps keeps a dogs joints in good shape, satisfies their urges to chase.

Specifications:

Four ramps 6f long by 11inch wide and the platform is between 30 inches X 42 inches in height.



SKU KAP00026CR



<p>1</p> <p>GALVANIZED IRON FRAME (GI)</p> <p>PREMIUM QUALITY STEEL</p> <p>DURABLE RUST-RESISTANT HIGH-GRADE POWDER COATED FINISH SECURE STRENGTH</p>	<p>2</p> <p>GRADE ONE PINE WOOD</p> <p>SUPERIOR GRADE ONE PINE ENHANCED WOOD BURNING TEXTURE DEEP & LONGER CHARRED FINISH ROBUST & NATURAL</p>	<p>3</p> <p>SPECIFIC COLOUR ACCENTS</p> <p>DOGS EYES ATTRACTED TO COLOURS • VISUALLY STIMULATING • ENHANCED CANINE ENGAGEMENT</p>	<p>4</p> <p>ALLAN KEY SYSTEM</p> <p>FULLY DISMANTLEABLE & RESEMBLE EASY ASSEMBLY & INSTALLATION ALLAN KEY SYSTEM ONLY PRECISION JOINTING</p>
---	--	---	--

THE ICA ADVANCED WOOD FINISH SYSTEM

<p>1. SANDING</p> <p>Precision sanding of all Pine surfaces.</p>	<p>2. ICA Epoxy</p> <p>Deep grain filling for moisture resistance.</p>	<p>3. Further Sanding</p> <p>Final refinement sanding stage.</p>	<p>4. ICA Filler</p> <p>Filler coating to create a flawless stage.</p>	<p>5. Lastly ICA Exterior PU</p> <p>Precision sanding of all Pine surfaces.</p>
---	---	---	---	--

CLIMBER HOUSE



T h e
Climber Tunnel House is a perfect spot for dogs to relax and socialize after hard play. The open-air design and vented roof allow dogs to keep cool by keeping fresh air moving and providing shelter from the sun. The Tunnel House brings dogs together and stimulates socialization in groups.

Size: 54" W x 44" L x 40" H / Incline Wings both 5' feet each side.

Installation : Freestanding - Use the Climber Tunnel House without a mount for a flexible training option.



1 GALVANIZED IRON FRAME (GI)
 PREMIUM RESTRUCTURE

DURABLE
 RUST-RESISTANT
 HIGH GRADE
 POWDER COATED FINISH
 SECURE STRENGTH

2 GRADE ONE PINE WOOD

SUPERIOR GRADE ONE PINE
 ENHANCE WOOD
 BURNING TEXTURE
 DEEP & UNIQUE
 CHARRED FINISH
 ROBUST & NATURAL

3 SPECIFIC COLOUR ACCENTS

DOGS EYES ATTRACTED TO COLOURS
 • VISUALLY STIMULATING
 PALETTE
 • ENHANCED CANINE
 ENGAGEMENT

4 ALLAN KEY SYSTEM

FULLY DISMANTLEABLE
 & MODULAR
 EASY ASSEMBLY &
 INSTALLATION
 ALLAN KEY SYSTEM ONLY
 PRECISION JOINING

THE ICA ADVANCED WOOD FINISH SYSTEM

<p>1. SANDING</p> <p>Precision sanding of all Pine surfaces.</p>	<p>2. ICA Epoxy</p> <p>Deep grain filling for moisture resistance.</p>	<p>3. Further Sanding</p> <p>Final refinement sanding stage.</p>	<p>4. ICA Filler</p> <p>Filler coating to create a flawless stage.</p>	<p>5. Lastly ICA Exterior PU</p> <p>Precision sanding of all Pine surfaces.</p>
---	---	---	---	--

CLIMB & SIT PLATFORM



Unleash the fun at your dog park with the innovative **Climb & Sit Platform**! This versatile equipment offers both playful challenge and cozy rest for pups of all sizes. It's the perfect spot for them to unwind, socialize, and soak up the sun. Create a haven for pets and a gathering spot for owners – add the Climb and Sit Platform and watch the tails wag!

Size: 36" W x 36" L x 20" H / Upper triangle platform 20" high and Lower triangle platform 12" high from ground level

Installation: Freestanding - Use the Climb & Sit Platform without a surface mount for a flexible training option.



1 GALVANIZED IRON FRAME (GI)
PREMIUM SUBSTRUCTURE

DURABLE, RUST-RESISTANT, FISH-GREASE, POWDER COATED FINISH, SECURE STRENGTH

2 GRADE ONE PINE WOOD

SUPERIOR GRADE ONE PINE, ENHANCED WOOD BURNING TEXTURE, DEEP & BRICK CHARRED FINISH, ROBUST & NATURAL

3 SPECIFIC COLOUR ACCENTS

DOGS' EYES ATTRACTED TO COLOURS
* VISUALLY STIMULATING PALETTE
* ENHANCED CANINE ENGAGEMENT

4 ALLAN KEY SYSTEM

FULLY DISMANTLEABLE TO COLOURS & MODULAR
EASY ASSEMBLY & INSTALLATION
ALLAN KEY SYSTEM ONLY PRECISION JOINTING

THE ICA ADVANCED WOOD FINISH SYSTEM

- 1. SANDING**
Precision sanding of all Pine surfaces.
- 2. ICA Epoxy**
Deep grain filling for moisture resistance.
- 3. Further Sanding**
Final refinement sanding stage.
- 4. ICA Filler**
Filler coating to create a flawless stage.
- 5. Lastly ICA Exterior PU**
Precision sanding of all Pine surfaces.



DOG SHELTER HOUSE



SKU KAP0060DSH

LEAD TIME
4-6 WEEKS

100% BEST PRICE

100% Quality



1 GALVANIZED IRON FRAME (GI)
PREMIUM GI STRUCTURE

DURABLE
RUST RESISTANT
HIGH GRADE
POWDER COATED FINISH
SECURE STRENGTH

2 GRADE ONE PINE WOOD

SUPERIOR GRADE ONE PINE
ENHANCED WOOD
BURNING RESISTANCE
DEEP & UNIQUE
CHARMING FINISH
ROBUST & NATURAL

3 SPECIFIC COLOUR ACCENTS

DOGS EYES ATTRACTED TO COLOURS

- VISUALLY STIMULATING PALETTE
- ENHANCED CANINE ENGAGEMENT

4 ALLAN KEY SYSTEM

FULLY DISMANTLEABLE & MODULAR
EASY ASSEMBLY & INSTALLATION
ALLAN KEY SYSTEM ONLY
PRECISION COATING

THE ICA ADVANCED WOOD FINISH SYSTEM



1. SANDING
Precision sanding of all Pine surfaces.



2. ICA Epoxy
Deep grain filling for moisture resistance.



3. Further Sanding
Final refinement sanding stage.



4. ICA Filler
Filler coating to create a flawless stage.



5. Lastly ICA Exterior PU
Precision sanding of all Pine surfaces.



Please Note:

Product Information - The designs, information, and specifications presented in this catalogue are subject to change without prior notice. There might be slight variations between the actual products and the colour samples, listed specifications, or designs shown here. These changes are often implemented to improve the products. We strive to continuously enhance our offerings and may occasionally make modifications to ensure the best possible quality and performance.

These Sporting Dogs Agility equipments as per breed specifications will take maximum weight of dogs till 80kgs of Giant breed. Equipments like Bridge climb / Walk Ramp Large/ Doggie tunnel Large / Hill Climb Large. Other equipments will take maximum weight of 45kg, excluding jumping equipments.

Pine Wood - Every piece of equipment with Colour wood planks will have a gap in between slight ups and downs to ensure dogs' nails get grip and avoid any kind of serious injuries. Secondly, splits and cracks occur when wood shrinks as it dries out and as always with the ends dry faster this leads to the potential cracks to form, because pine lumber has a low moisture content, its spaces fill with air as the wood dries out during seasoning. This is natural and you can't prevent it. In fact it helps dogs to get extra grip while performing agility activities.

Dogs claws do damage to wood because of sharp nails and can go bad in under a year or else under seven months depends on rigorous use. We apply thin layer of PU Coat for wood protection and epoxy, if we apply few more coats for maximum protection it may lead to serious injuries, and accidents to there joints. So we can not use any kind for smooth material like Fibre or else plastic material. However, if you see damage on equipment wood, it may be time to reapply a fresh finish to your pinewood. In fact we have provided both side wood plank (outer and Inner) with same finishing you just need to reverse back to increase more life of colour and wood.



**Dogs Park & Dogs Gym
Equipment Design & Products Mfr.**

KAPSPETS **AAA** TM

**DOGS
PARK**

**DOGS
Gym**

www.kapspetsaaa.com 8080680805 / 9619616600